

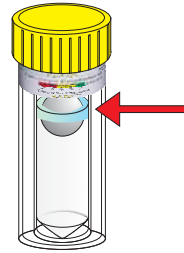
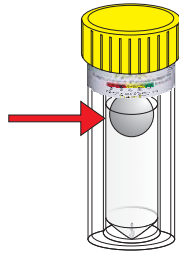
BART™ TEST FOR FLOR Fluorescent Pseudomonads

Present/Absent - observe daily for 8 days.

ABSENT
(Negative - Non-aggressive)

PRESENT
(Positive - Aggressive)

The solution has NO glow around ball under U.V. light.



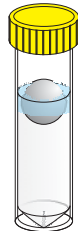
Glowing around ball under U.V. light.

1. View test each day for 8 days.
2. Observe any growths/color changes.
3. Compare with descriptions.

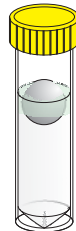
*Note: Refer to page bottom for approximate population

Advanced test information.

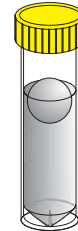
Determination of Dominant Bacteria



Pale Blue(PB)
Glowing
- *Pseudomonas aeruginosa*.



Greenish-Yellow(GY)
glowing -
Pseudomonas fluorescens.



Cloudiness(CL)
- No glowing -
Non-fluorescing
pseudomonas.

*Note: A stamp collectors U.V. Light is adequate to view glowing.

Determination of Potential FLOR Population - observe daily for reaction.

Days to reaction - Approximate FLOR Population (cfu/mL)



1 - 2,000,000
2 - 425,000
3 - 90,000
4 - 19,000
5 - 4000

Aggressive



6 - 800
7 - 170
8 - 35
Moderate



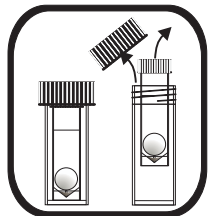
9 - 7
10 - <1
Not Aggressive

FLOR-BART™


For water and wastewater

Pseudomonad bacteria are often present in waters that contain oxygen and are rich in organic pollutants (e.g., gasoline, jet fuel, solvents). The presence of pseudomonad bacteria may indicate that aerobic biodegradation is occurring and biofouling may also be happening within the system being tested. Some pseudomonad bacteria that produce the fluorescent pigments (pigments that glow in ultraviolet light) may be a hygiene risk. The faster that clouding and fluorescence happens, the more aggressive are the pseudomonad bacteria.

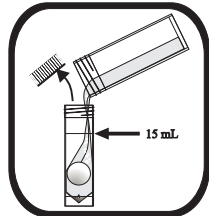
Pseudomonad bacteria can cause a range of problems in water, including slime formations, turbidity, taste and odor, corrosion, biodegradation, and hygiene risks. Pseudomonad bacteria produce distinctive odors such as “fishy” or “kerosene-like” odors. In recreational waters (such as swimming pools, hot tubs, restricted natural bathing sites), the presence of aggressive fluorescent pseudomonads can cause skin, eye, ear, and urinary tract infections.



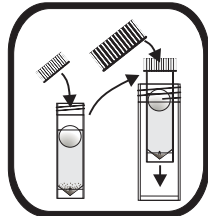
1. Remove the inner tube from the outer tube.



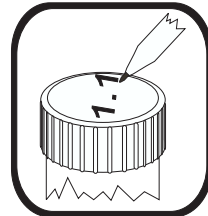
2. Using the outer tube from the BART, or a different sterile container, collect at least 20 mL of sample.
Note: Do not touch or contaminate the inside of the tube or lid. Use aseptic technique.



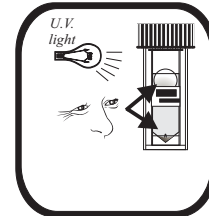
3. Fill the inner tube with sample until the level reaches the fill line.
Note: After removing the cap from the inner tube, set it down directly on a clean surface. To avoid contamination, do not invert the cap.



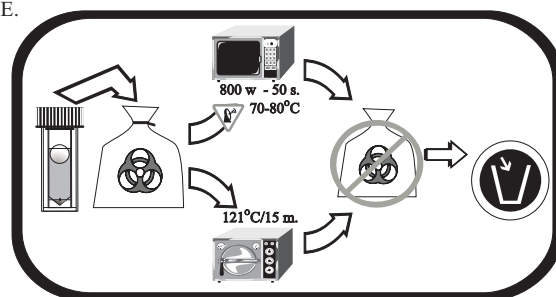
4. Tightly screw the cap back on the inner tube. Return the inner tube to the outer tube and screw the outer cap on tightly. Allow the ball to rise at its own speed.
DO NOT SHAKE OR SWIRL THE TUBE.



5. Label the outer tube with the date and sample origin.



6. Place the BART tube away from direct sunlight and allow to incubate at room temperature. Check the BART daily visually for reaction and/or glowing under U.V. light.



7. Safely dispose using a dedicated microwave oven or by autoclave.

Certificate of Analysis

This certificate confirms that the BART™ product listed by name, lot number, and batch number has been subjected to the full range of Quality Control procedures as outlined in “User Quality Control Manual in support of the BART Biodetection Technologies” published in 2004 by Droycon Bioconcepts Inc.

BART™ Type: FLOR-BART

Batch #:

Release date*:

Lot#:

Shipment date:

Expiry date:

* Approval for release includes the following criteria: 1. confirmation of sterility for the vials and caps, 2. approval of the selected chemical as being appropriately formed and acceptable, 3. is sterile, and 4. responds in a typical way to inoculation and incubation using selected defined microbial cultures. Details of these criteria are included in our Web Site.

This certificate confirms that the batch of the BART™ biodetectors listed have satisfactorily passed the QC screening procedures and were approved for release on the date given above

Certificate Number:

This certificate was issued by Droycon Bioconcepts Inc., 315 Dewdney Ave., Regina, SK., Canada, S4N 0E7 as an assurance that the product listed above has passed through the quality control procedures considered essential to the successful use of the testing device.



ISO 9001:2000
Compliant

For more information, visit our web-site at:
<http://www.DBI.ca>